


# SONGLE RELAY



RELAY ISO9002

**SLDH**



## 1. MAIN FEATURES

- Plug-in terminals, easy to handle worldwide changeable, with ISO socket.
- 1 Form A.
- Optional mounting bracket.
- Small size, high capacity, rated load 60A.
- Usage of relay in car Compressor Light Starter Horn

## 2. APPLICATIONS

- For direct connection with Cell Motors, Transmission, etc. and Anti-Locking Brake System.

## 3. ORDERING INFORMATION

SLDH	XX VDC	S	L	C
Model of relay	Nominal coil voltage	Structure	Coil sensitivity	Contact form
SLDH	05,06,09,12,18,24VDC	S:Sealed type	L:1.60W	A:1 form A
		F:Flux free type	D:Special	B:1 form B
				C:1 form C

## 4. RATING

60A/14VDC

## 5. DIMENSION (unit:mm)

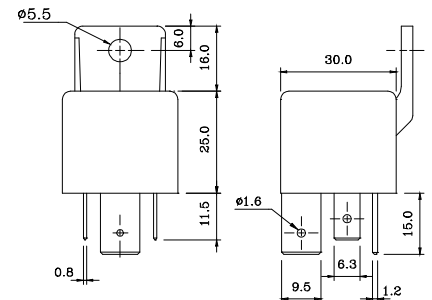
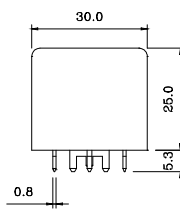
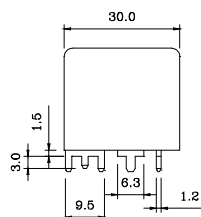
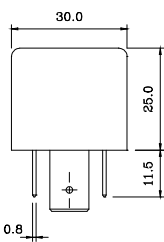
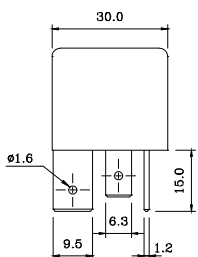
Standard Cover Type

## DRILLING (unit:mm)

P.C.B. Terminal Type

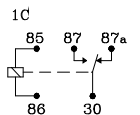
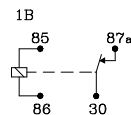
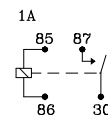
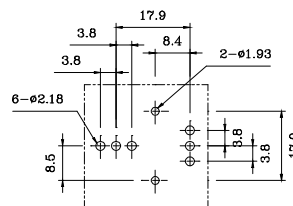
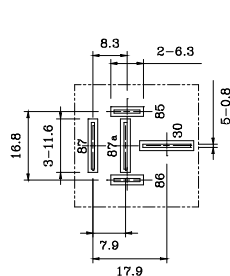
## WIRING DIAGRAM

Bracketed Cover Type



Suggest PC Board Layout

(Bottom View)



## 6. COIL DATA CHART (AT20°C)

Coil Sensitivity	Coil Voltage Code	Nominal Voltage (VDC)	Nominal Current (mA)	Coil Resistance ( $\Omega$ $\pm 10\%$ )	Power Consumption (W)	Pull-In Voltage (VDC)	Drop-Out Voltage (VDC)	Max-Allowable Voltage (VDC)
SLDH	05	5	312	16	abt. 1.6	70%Max.	10% Min.	150% but for short time carrying current
	06	6	260	23				
	09	9	180	50				
	12	12	133	90				
	24	24	67	360				

## 7. CONTACT RATING

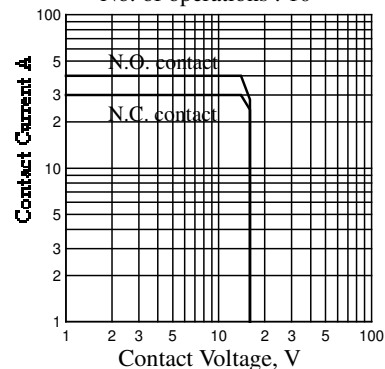
Contact Form	1 Form C
Contact Rating	60A 14VDC
Max. Carrying Current	60A
Max. Make Current	120A
Max. Break Current	60A
Initial Voltage Drop	200 mV (at 60A)
Max. Switching Voltage	75VDC
Max. Switching Power	60-800Watts DC
Contact Material	Silver Alloy

## 8. PERFORMANCE (at initial value)

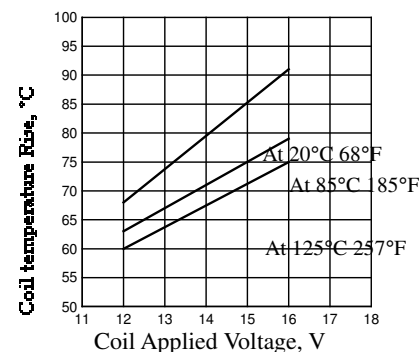
Item	Type	SLDH
Contact Resistance		100m $\Omega$ Max.
Operation Time		15msec Max.
Release Time		15msec Max.
Dielectric Strength	Between coil & contact	1000VAC 50/60Hz (1 minute)
	Between contacts	750VAC 50/60Hz (1 minute)
Insulation Resistance		100 M $\Omega$ Min. (500VDC)
Max. ON/OFF Switching	Mechanically	300 operation/min
	Electrically	30 operation/min
Operating Ambient Temperature		-40°C to +125°C (No water drop condensation)
Operating Humidity		45 to 80% RH
Coil Temperature Rise		60 deg. Max. (at rated coil voltage)
Vibration	Endurance	10 to 55Hz Double Amplitude 1.5mm
	Error Operation	10 to 55Hz Double Amplitude 1.5mm
Shock	Endurance	100G Min.
	Error Operation	10G Min.
Life Expectancy	Mechanically	10 <sup>7</sup> ops.
	Electrically	10 <sup>5</sup> ops.
Weight		abt. 42grs.

## 9. REFERENCE DATA

1. Maximum value for switching capacity  
No. of operations : 10<sup>5</sup>



2(1). Coil temperature rise (resistive)  
Ambient temperature: 20°C, 85°C,  
125°C; 68°F, 185°F, 257°F  
Contact carrying current : 70A  
Coil applied voltage : 12V, 14V, 16V DC



-(1). Coil temperature rise (resistive)  
Ambient temperature : 20°C, 68°C  
Contact carrying current :  
50A, 60A, 70A, 80A  
Coil applied voltage : 12V, 14V, 16V DC

